

## FEEDBACK ANALYSIS 2018-19

### Overall Evaluation of Programme and Curriculum

‘Overall feedback of Programme and Curriculum was recorded. Students, Parents, Alumni and Teachers were asked to rate each of the following parameters on the satisfaction level.

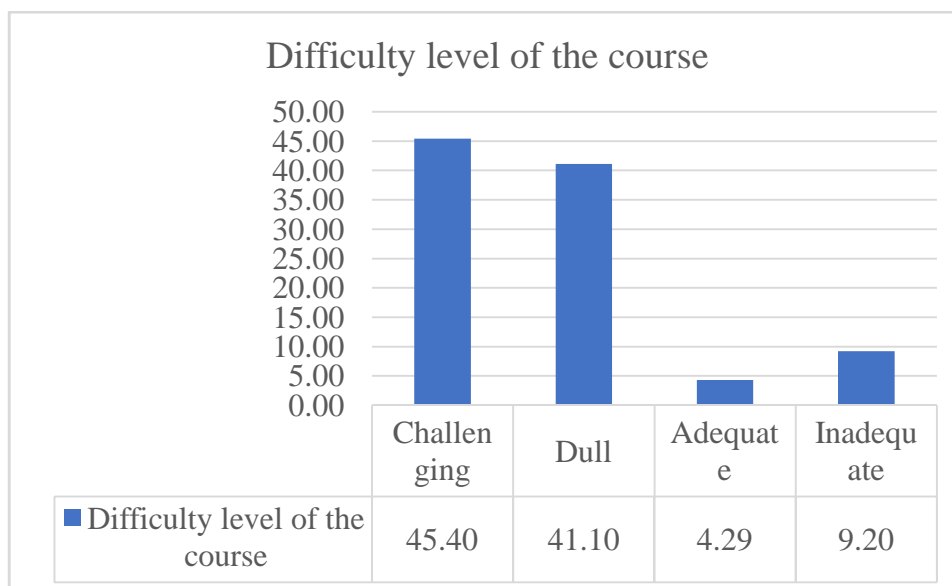
1. Difficulty Level of the course
2. Balance between Practical and Theory
3. Useful in imparting transferable and life skills
4. Contribute towards inculcating of ethics, values and moral sense
5. Employability enhancing content
6. Simulating extra learning and self-learning
7. Usefulness for internal assessment

#### A. Students

Following is a graphical representation of the ratings accorded by the respondents:

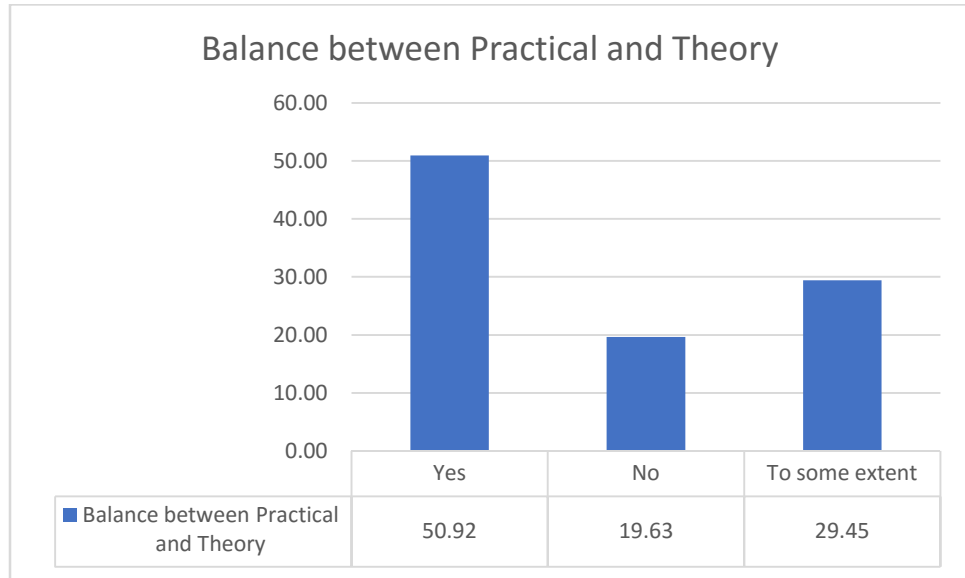
##### 1. Difficulty Level of the course

163 Respondents’ response was analyzed and the data emerged as under:  
45.40 % of Respondents asserted that the syllabus was Challenging while 41.10% indicated that it was dull, 4.29 % found it was Adequate and 9.20 % said it is Inadequate.



##### 2. Balance between Practical and Theory

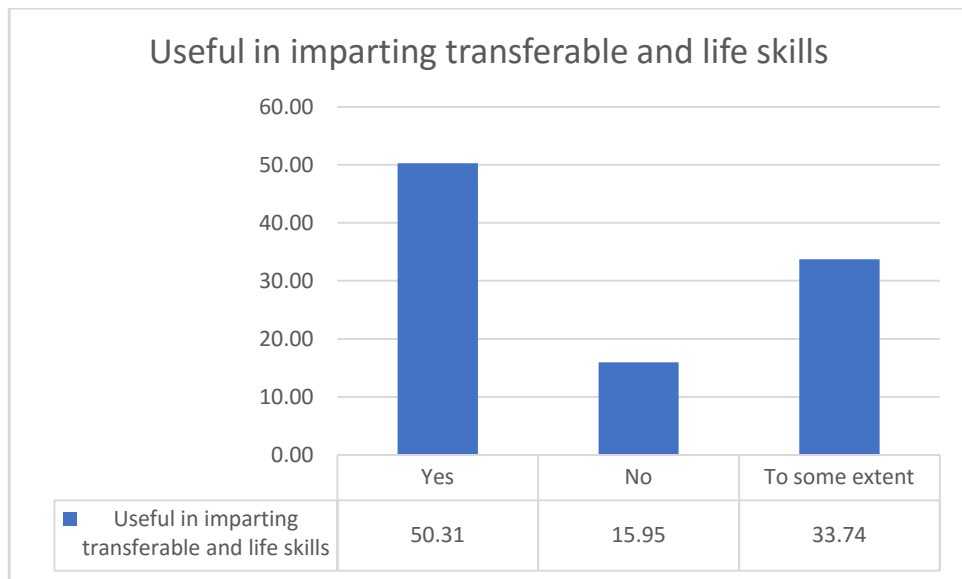
163 Respondents’ response was analyzed and the data emerged as under:  
50.92 % of Respondents asserted that the balance between Practical and Theory while 19.63% indicated that there was no balance between practical and theory, 29.45% said the balance was there to some extent.



### 3. Useful in imparting transferable and life skills

163 Respondents' response was analyzed and the data emerged as under:

50.31% of Respondents asserted that the syllabus was useful in imparting transferable and life skills while 15.95% indicated that it was not, 33.74% found it was up to some extent.



### 4. Contribute towards inculcating of ethics, values and moral sense

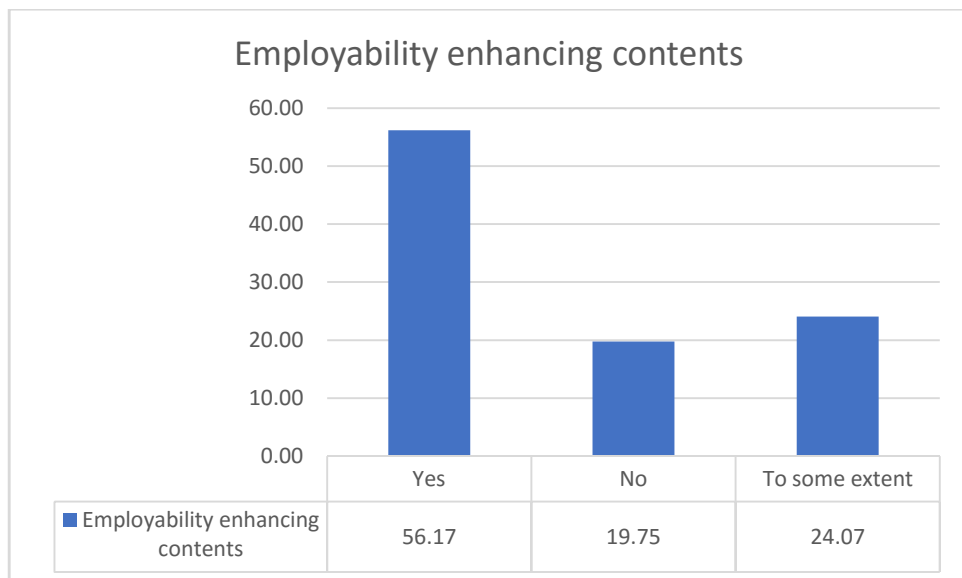
162 Respondents' response was analyzed and the data emerged as under:

61.73% of Respondents asserted that the syllabus was contributing towards inculcating of ethics, values and moral sense while 14.20% indicated that it was not, 24.07% found it was up to some extent.



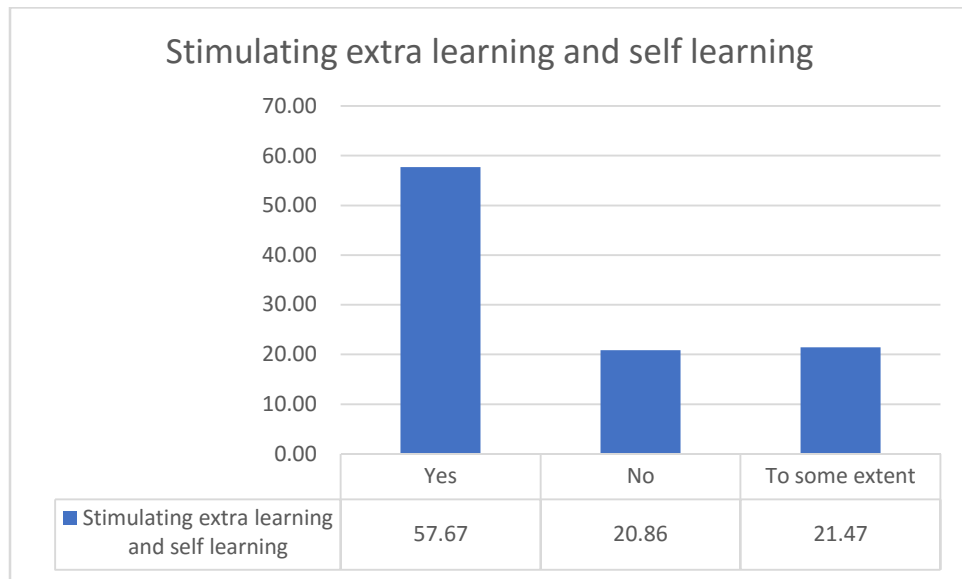
**5. Employability enhancing content**

162 Respondents' response was analyzed and the data emerged as under:  
 56.17% of Respondents asserted that the syllabus has Employability enhancing content while 19.75% indicated that it was not, 24.07% found it was up to some extent.



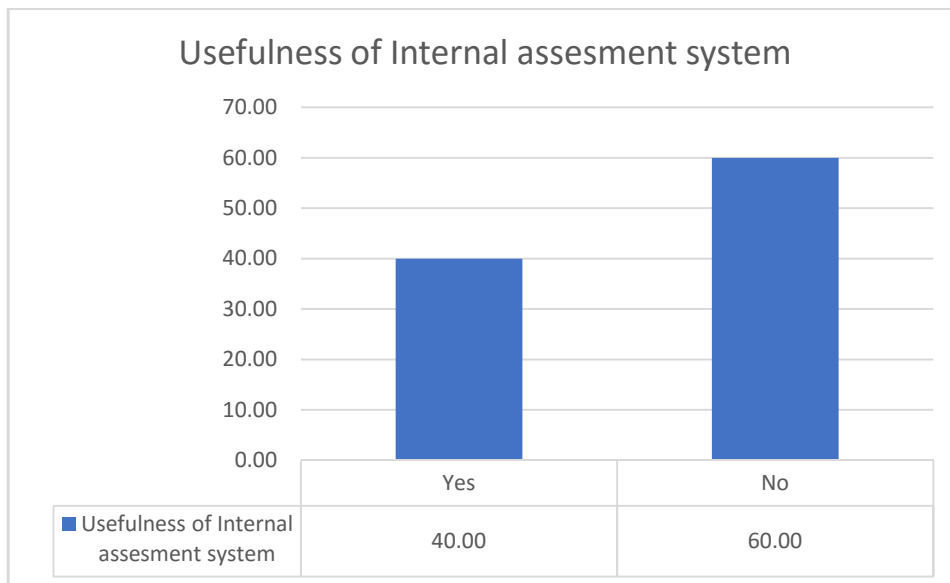
**6. Simulating extra learning and self-learning**

163 Respondents' response was analyzed and the data emerged as under:  
 57.67% of Respondents asserted that the syllabus has simulated extra learning and self-learning in students while 20.86% indicated that it was not, 21.47% found it was up to some extent.



**7. Usefulness for internal assessment**

145 Respondents’ response was analyzed and the data emerged as under:  
 40% of Respondents asserted that there internal assessment is useful while 60% indicated that it is not.

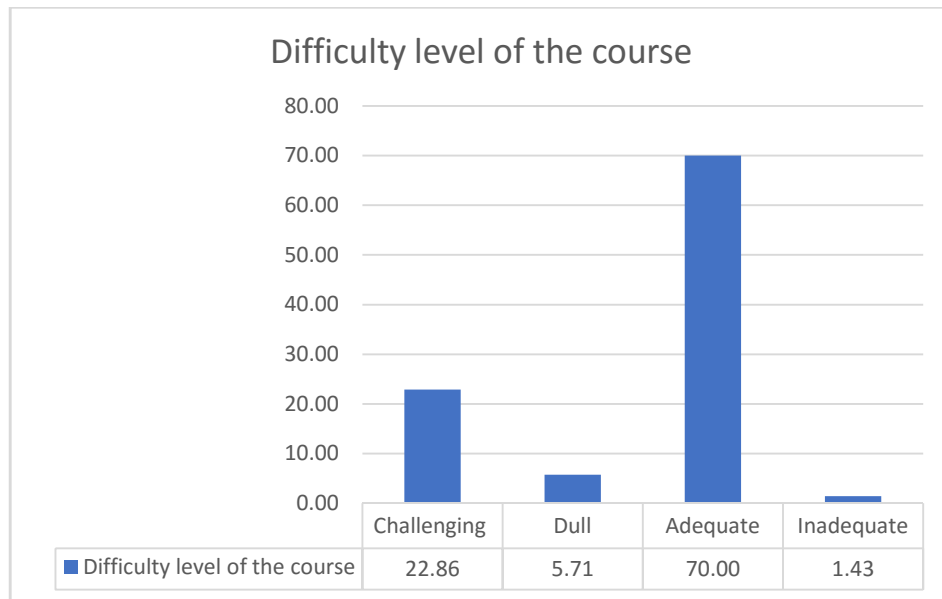


**B. Alumni**

Following is a graphical representation of the ratings accorded by the respondents:

**1. Difficulty Level of the course**

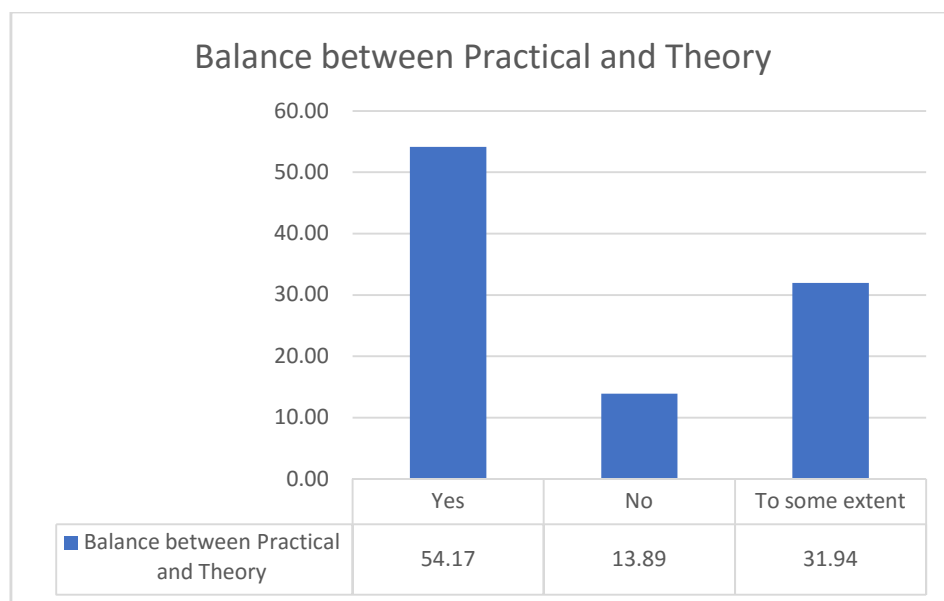
70 Respondents’ response was analyzed and the data emerged as under:  
 22.86 % of Respondents asserted that the syllabus was Challenging while 5.71% indicated that it was dull, 70% found it was Adequate and 1.43% said it is Inadequate.



## 2. Balance between Practical and Theory

72 Respondents' response was analyzed and the data emerged as under:

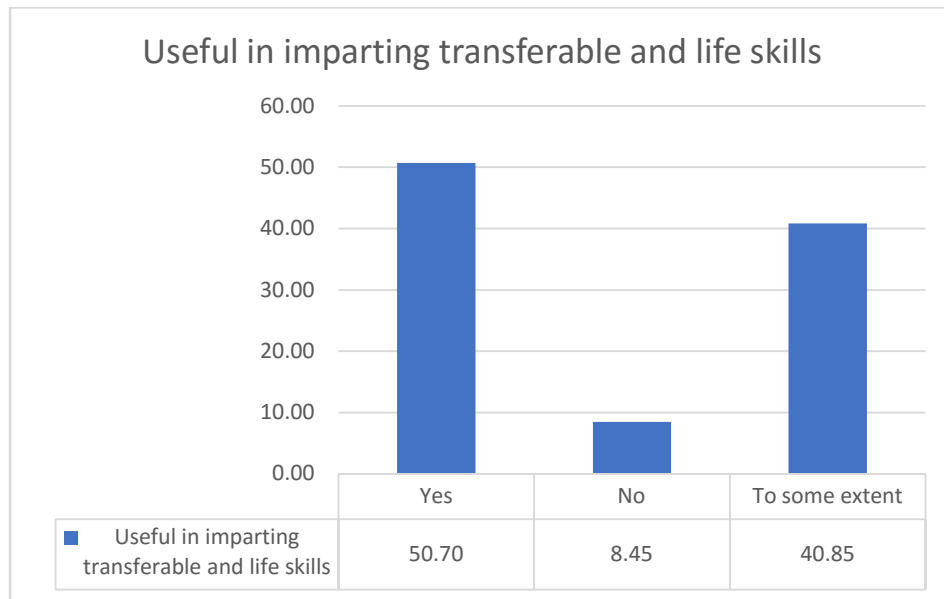
54.17 % of Respondents asserted that the balance between Practical and Theory while 13.86% indicated that there was no balance between practical and theory, 31.94% said the balance was there to some extent.



## 3. Useful in imparting transferable and life skills

71 Respondents' response was analyzed and the data emerged as under:

50.70% of Respondents asserted that the syllabus was useful in imparting transferable and life skills while 8.45% indicated that it was not, 40.85% found it was up to some extent.



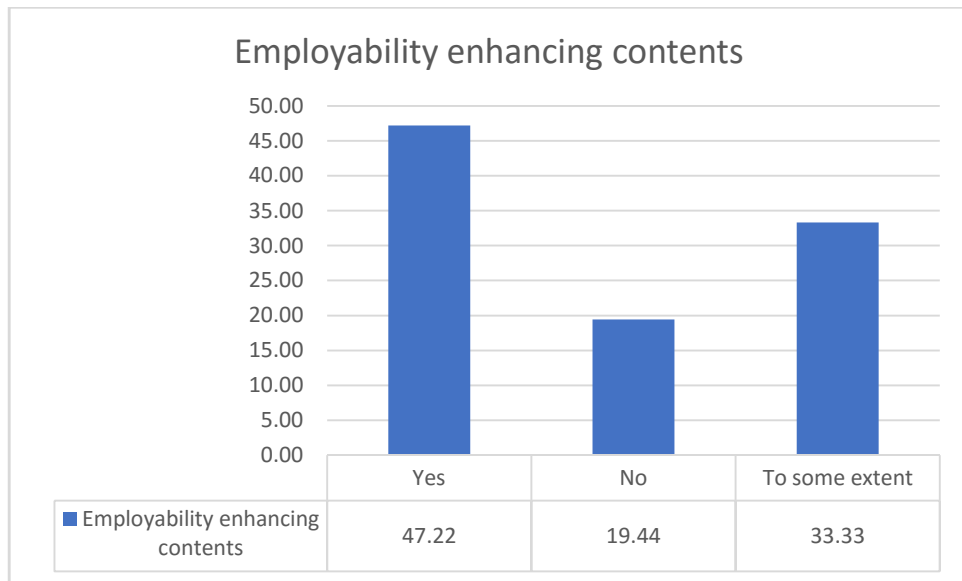
4. Contribute towards inculcating of ethics, values and moral sense

71 Respondents' response was analyzed and the data emerged as under:  
 60.56% of Respondents asserted that the syllabus was contributing towards inculcating of ethics, values and moral sense while 5.63% indicated that it was not, 33.80% found it was up to some extent.



5. Employability enhancing content

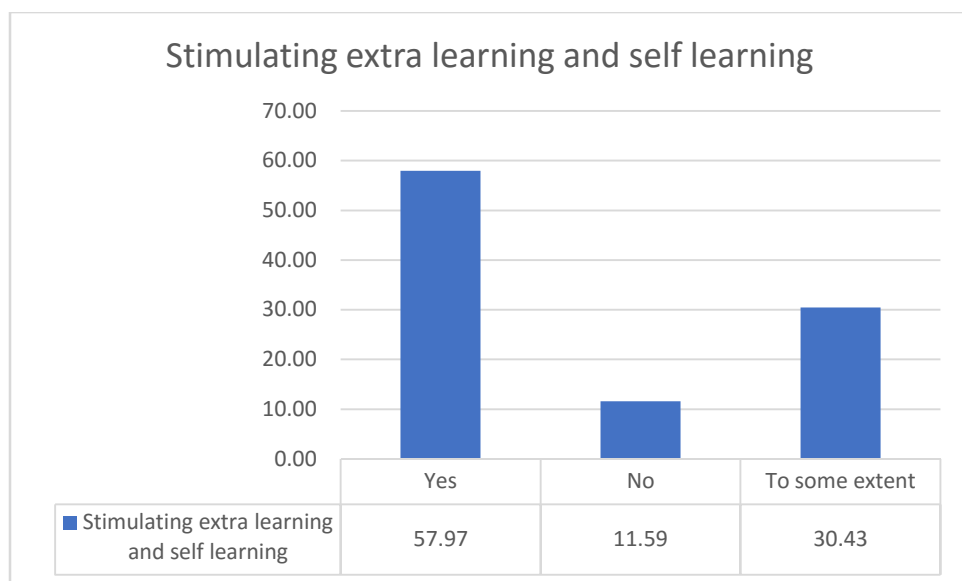
72 Respondents' response was analyzed and the data emerged as under:  
 47.22% of Respondents asserted that the syllabus has employability enhancing content while 19.44% indicated that it was not, 33.33% found it was up to some extent.



#### 6. Simulating extra learning and self-learning

69 Respondents' response was analyzed and the data emerged as under:

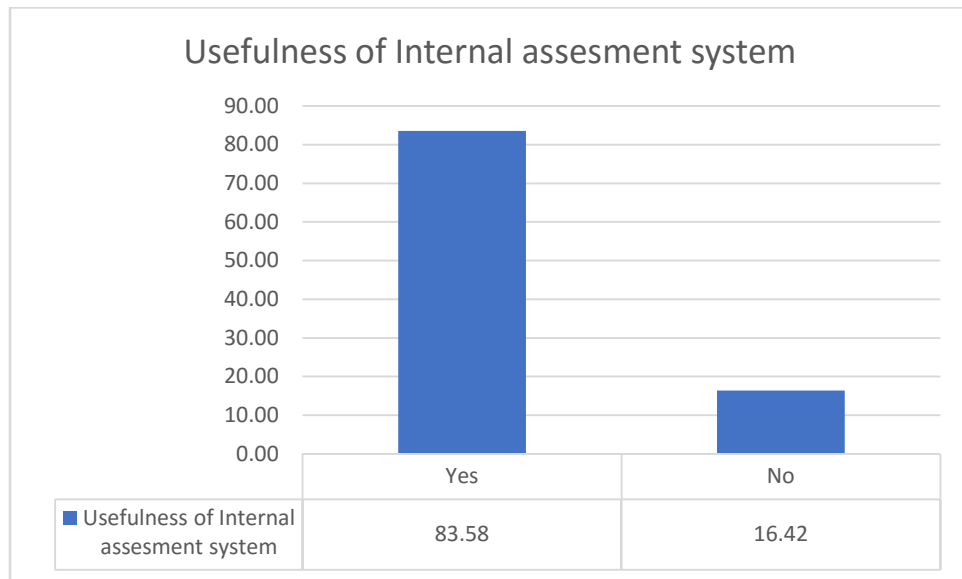
57.97% of Respondents asserted that the syllabus has simulated extra learning and self-learning in students while 11.59% indicated that it was not, 30.43% found it was up to some extent.



#### 7. Usefulness for internal assessment

67 Respondents' response was analyzed and the data emerged as under:

83.58 % of Respondents asserted that their internal assessment is useful while 16.42% indicated that it is not.



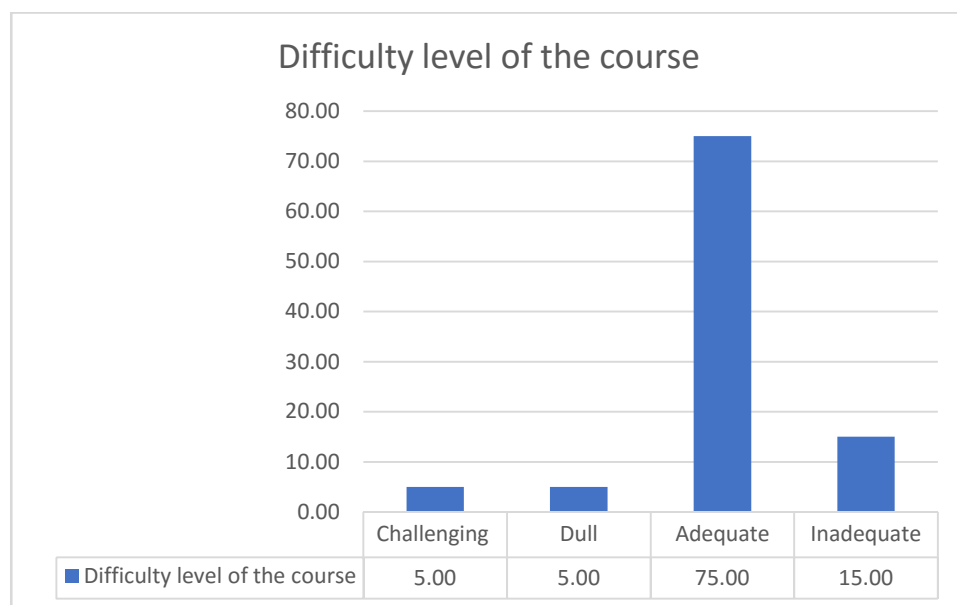
### C. Teachers

Following is a graphical representation of the ratings accorded by the respondents:

#### 1. Difficulty Level of the course

20 Respondents' response was analyzed and the data emerged as under:

5 % of Respondents asserted that the syllabus was Challenging while 5% indicated that it was dull, 75% found it was Adequate and 15% said it is Inadequate.

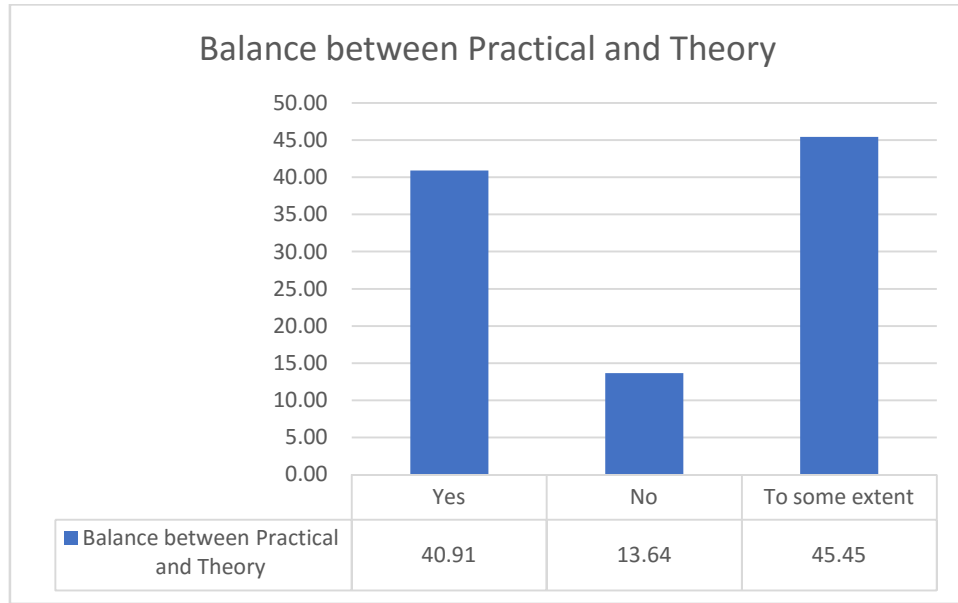


#### 2. Balance between Practical and Theory

22 Respondents' response was analyzed and the data emerged as under:

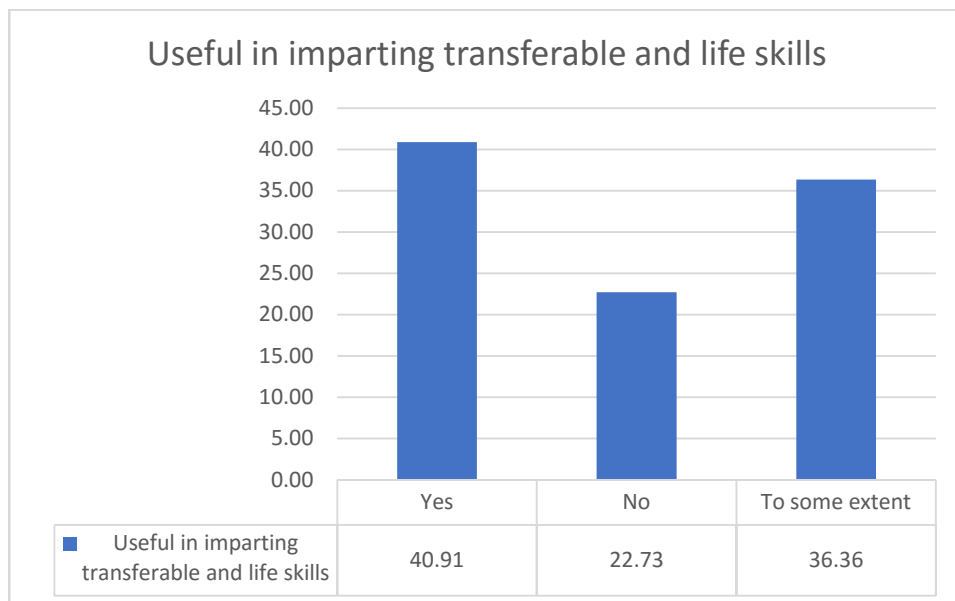
40.91 % of Respondents asserted that the balance between Practical and Theory while 13.64% indicated that there was no balance between practical and theory, 45.45% said the balance was there to some extent.





### 3. Useful in imparting transferable and life skills

22 Respondents' response was analyzed and the data emerged as under:  
 40.91% of Respondents asserted that the syllabus was useful in imparting transferable and life skills while 22.73% indicated that it was not, 36.36% found it was up to some extent.



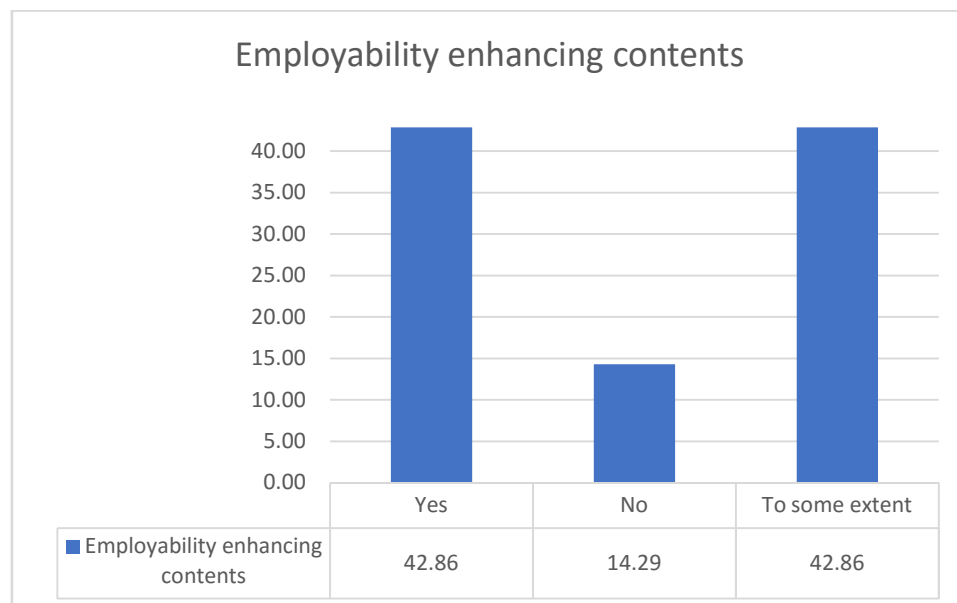
### 4. Contribute towards inculcating of ethics, values and moral sense

23 Respondents' response was analyzed and the data emerged as under:  
 47.83% of Respondents asserted that the syllabus was contributing towards inculcating of ethics, values and moral sense while 13.04% indicated that it was not, 39.13% found it was up to some extent.



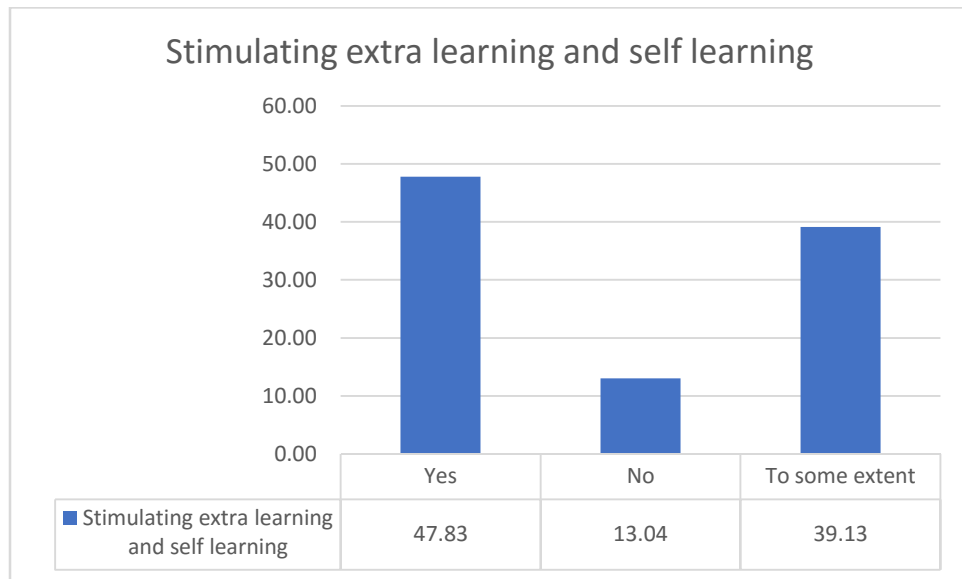
#### 5. Employability enhancing content

21 Respondents' response was analyzed and the data emerged as under:  
 42.86% of Respondents asserted that the syllabus has Employability enhancing content while 14.29% indicated that it was not, 42.86% found it was up to some extent.



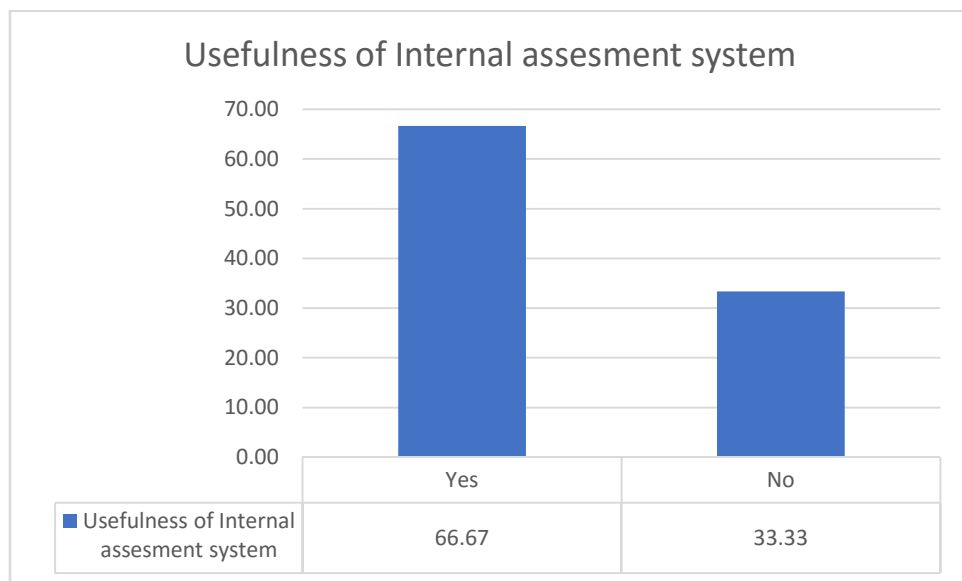
#### 6. Simulating extra learning and self-learning

23 Respondents' response was analyzed and the data emerged as under:  
 47.83% of Respondents asserted that the syllabus has simulated extra learning and self-learning in students while 13.04% indicated that it was not, 39.13% found it was up to some extent.



**7. Usefulness for internal assessment**

9 Respondents' response was analyzed and the data emerged as under:  
 66.67 % of Respondents asserted that their internal assessment is useful while  
 33.33% indicated that it is not.

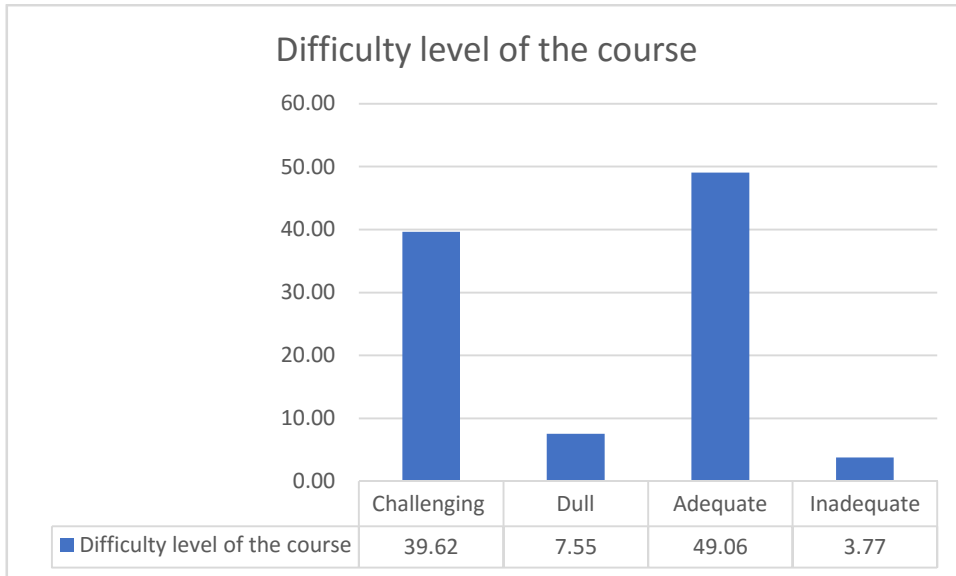


**D. Parents**

Following is a graphical representation of the ratings accorded by the respondents:

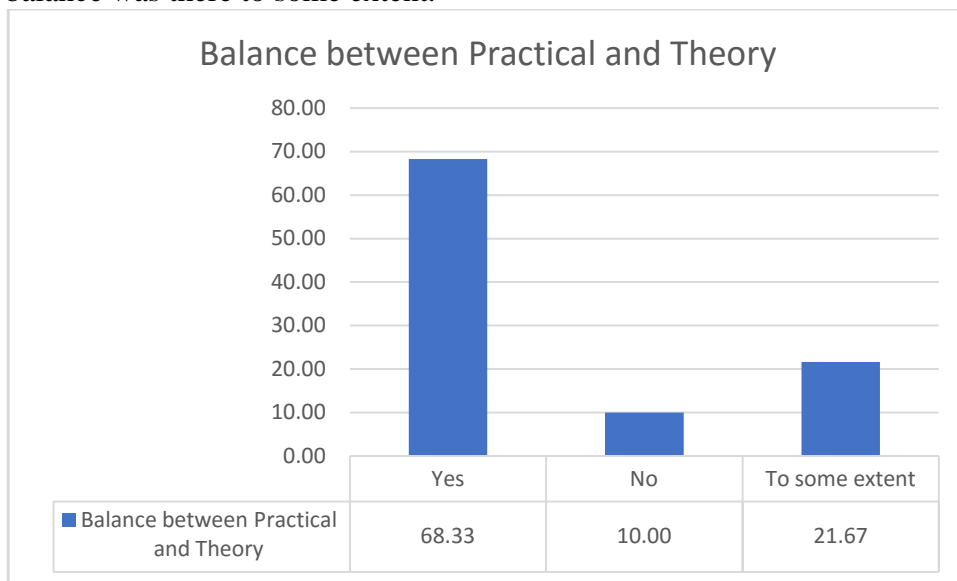
**1. Difficulty Level of the course**

53 Respondents' response was analyzed and the data emerged as under:  
 39.62 % of Respondents asserted that the syllabus was Challenging while 7.55%  
 indicated that it was dull, 49.06% found it was Adequate and 3.77% said it is  
 Inadequate.



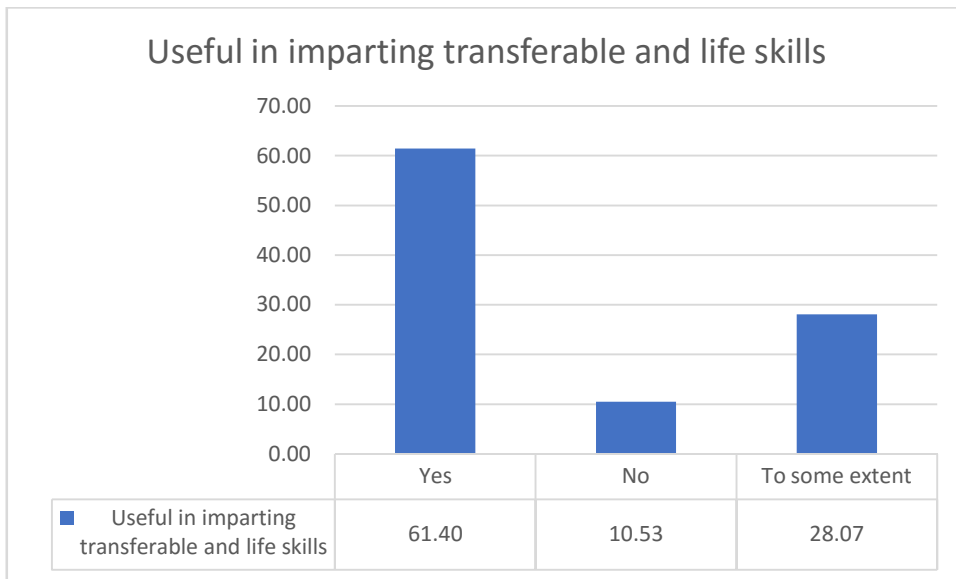
## 2. Balance between Practical and Theory

60 Respondents' response was analyzed and the data emerged as under:  
 68.33 % of Respondents asserted that the balance between Practical and Theory while 10% indicated that there was no balance between practical and theory, 21.67% said the balance was there to some extent.



## 3. Useful in imparting transferable and life skills

57 Respondents' response was analyzed and the data emerged as under:  
 61.40% of Respondents asserted that the syllabus was useful in imparting transferable and life skills while 7.55% indicated that it was not, 49.06% found it was up to some extent.



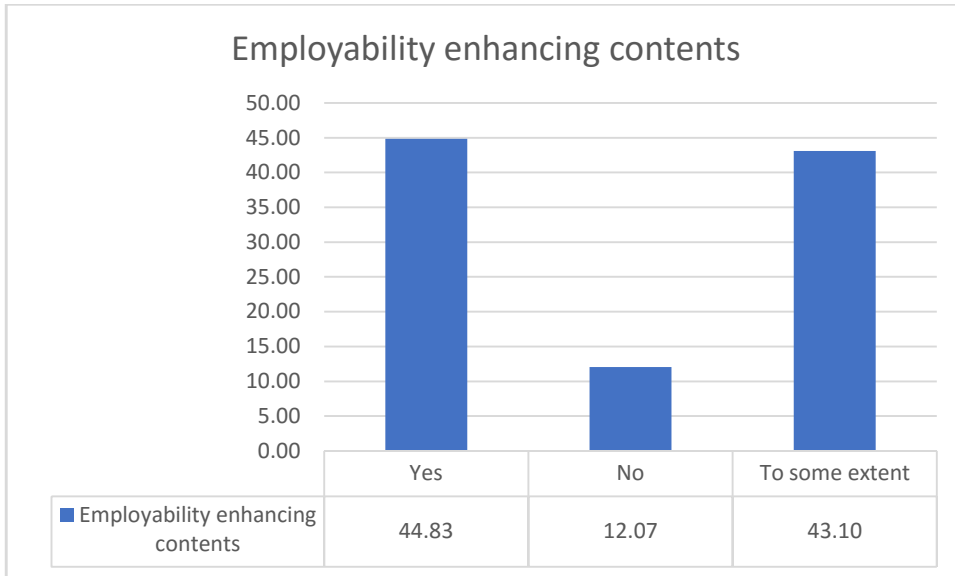
4. Contribute towards inculcating of ethics, values and moral sense

59 Respondents' response was analyzed and the data emerged as under:  
 77.97% of Respondents asserted that the syllabus was contributing towards inculcating of ethics, values and moral sense while 8.47% indicated that it was not, 13.56% found it was up to some extent.



5. Employability enhancing content

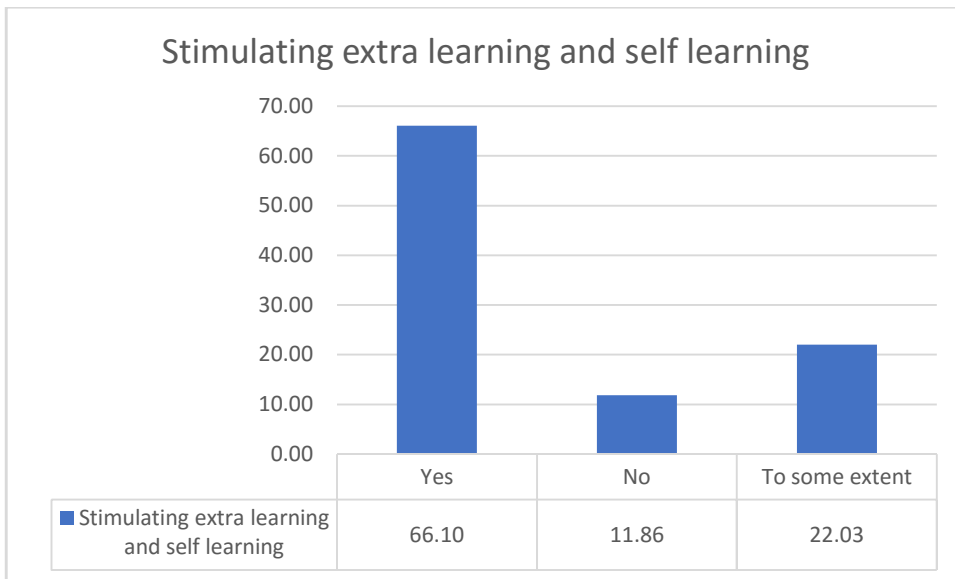
58 Respondents' response was analyzed and the data emerged as under:  
 44.83% of Respondents asserted that the syllabus has employability enhancing content while 12.07% indicated that it was not, 43.10% found it was up to some extent.



6. Simulating extra learning and self-learning

59 Respondents' response was analyzed and the data emerged as under:

66.10% of Respondents asserted that the syllabus has simulated extra learning and self-learning in students while 11.86% indicated that it was not, 22.03% found it was up to some extent.

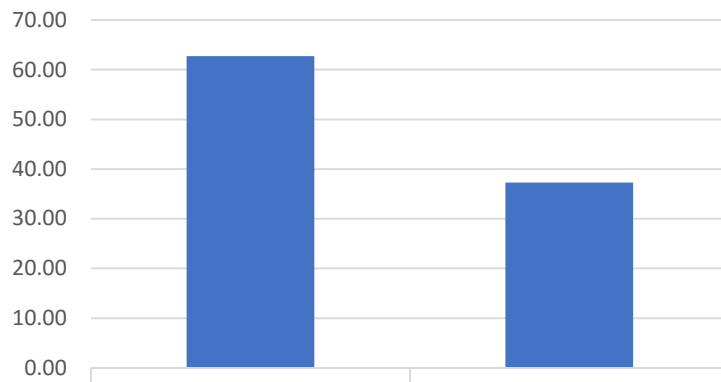


7. Usefulness for internal assessment

51 Respondents' response was analyzed and the data emerged as under:

62.75% of Respondents asserted that their internal assessment is useful while 37.25% indicated that it is not.

### Usefulness of Internal assesment system



■ Usefulness of Internal assesment system

Yes

No

62.75

37.25